

STATEMENT OF RECEIPTS AND EXPENDITURES


CY 2020


Province, City or Municipality: Lanao del Norte


Particulars (1)	Account Code (PGCA)	Actual Year	Current Year			Budget Year
			First Semester	Second Semester	Total	
RECEIPTS						
I. Beginning Cash Balance					2,851,549,701.66	
II. Receipts						
A. Local Sources						
1. Tax Revenue						
a. Real Property Tax (RPT)						
i. Basic RPT			6,243,797.75	32,759,103.11	39,002,900.86	
ii. Special Education Fund			8,919,711.07	35,743,207.88	44,662,918.95	
b. Business Tax			2,136,530.50	637,630.64	2,774,161.14	
c. Other Local Taxes			606,162.64	696,081.93	1,302,244.57	
Total Tax Revenue			17,906,201.96	69,836,023.56	87,742,225.52	
2. Non Tax Revenue						
a. Regulatory Fees			214,710.00	64,100.00	278,810.00	
b. Service/User Charges			19,051,551.84	9,248,547.59	28,300,099.43	
c. Receipts from Economic Enterprise			115,760,485.49	64,040,736.42	179,801,221.91	
d. Other Receipts						
Total Non Tax Revenue			135,026,747.33	73,353,384.01	208,380,131.34	
Total Local Sources						
B. External Sources						
1. Internal Revenue Allotment			721,961,420.00	721,961,420.00	1,443,922,840.00	
2. Share from GOCCs (PAGCOR and PCSO)						
3. Other Shares from National Tax Collection			1,703,205.88	1,669,594.94	3,372,800.82	
a. Share from Ecozone						
b. Share from EVAT						
c. Share from National Wealth			2,141,393.49	1,231,407.33	3,372,800.82	
d. Share from Tobacco Excise Tax						
4. National Government Transfer						

5. Inter-Local Transfer				
6. Extraordinary Receipts / Grants / Donation / Aids		188,343,507.27	12,239,803.74	200,583,311.01
Total External Sources		914,149,526.64	737,102,226.01	1,651,251,752.65
C. Non-Income Receipts				
1. Capital Investment Receipts				
a. Proceeds from Sale of Assets				
b. Proceeds from Sale of Debt Securities of Other Entities				
c. Collection of Loans Receivables				
Total Capital Investment Receipts				
2. Receipts from Loans and Borrowings				
a. Acquisition of Loans				
b. Issuance of Bonds				
Total Receipts from Loans and Borrowings				
Total Non-Income Receipts				
Total Receipts		1,067,082,475.93	880,291,633.58	1,947,374,109.51
EXPENDITURES				
I. General Fund				
a. General Services		205,894,044.62	130,613,233.69	336,507,278.31
b. Economic Services		29,394,674.50	21,671,037.24	51,065,711.74
c. Social Services		176,376,493.41	86,299,846.92	262,676,340.33
d. Debt Services			9,959,030.00	9,959,030.00
II. Special Education Fund		5,699,823.70	594,046.30	6,293,870.00
III. Trust Fund from National Government Transfers		64,426,448.85	9,365,166.98	73,791,615.83
Total Expenditures		481,791,485.08	258,502,361.13	740,293,846.21
Ending Cash Balance		585,290,990.85	621,789,272.45	1,207,080,263.30

Prepared by:


MILDRED J. HINGCO
Local Treasurer


KYNE B. MABUGNON, CPA, MPA
Local Accountant


CHIRELYN R. LEOPOLDO
Local Budget Officer

Approved by:


IMELDA QUIBRANZA-DIMAPORO
Local Chief Executive